

## Forged Iron Door Field Claim Form

(send completed form with photos to above address)

### PART I – TO BE COMPLETED BY DEALER

<b>DEALER</b> _____	<b>HOMEOWNER</b> _____
<b>CLAIM #</b> _____	Address _____
Date _____	City _____
Address _____	State / Zip _____
City _____	Phone _____
State / Zip _____	
Phone _____	INSTALLED BY: <input type="checkbox"/> Contractor <input type="checkbox"/> Owner
Contact _____	<input type="checkbox"/> Other _____

Date of Purchase: by Dealer \_\_\_\_\_ (PO# \_\_\_\_\_) by Builder \_\_\_\_\_

**Model #** \_\_\_\_\_ **Model Type (circle one):**

Width \_\_\_\_\_ Height \_\_\_\_\_

Transom \_\_\_\_\_ Sidelite \_\_\_\_\_

Jamb Depth \_\_\_\_\_ Handing \_\_\_\_\_ Siding Type \_\_\_\_\_

Describe defect(s): \_\_\_\_\_

\_\_\_\_\_

\_\_\_\_\_

\_\_\_\_\_

### PART II – TO BE COMPLETED BY INSTALLER

#### INSTALLER CONTACT INFORMATION (if not dealer employee)

**Name** \_\_\_\_\_

Company \_\_\_\_\_

Address 1 \_\_\_\_\_

Address 2 \_\_\_\_\_

City \_\_\_\_\_

State / Zip \_\_\_\_\_

Phone \_\_\_\_\_

Installer Comments: \_\_\_\_\_

\_\_\_\_\_

\_\_\_\_\_

\_\_\_\_\_

#### UNIT CONDITIONS

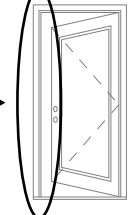
R.O. Dimensions \_\_\_\_\_


Is sill level? \_\_\_\_\_

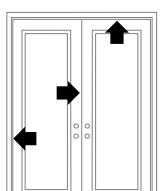
Are jambs plumb? \_\_\_\_\_

Are margins even? \_\_\_\_\_

#### REQUIRED PHOTOS

A) Defect area(s) 

B) Full view of strike jamb slightly open 

C) Interior margins 

- panel-head
- panel-panel
- panel-jamb

## ALEE DESIGN ENTRIES LIMITED WARRANTY

All Alee Design Entries are hand forged and individually finished in our factory. Minor differences in doors are normal and are to be expected to achieve the "Hand Made" look.

All Alee Design Entries are Electro-Coated after manufacturing to assure the best corrosion treatment in the industry.

All Alee Design Entries are then Powder Coated using TGIC polyester powder coating to provide further corrosion protection and giving our doors a far superior look and finish to any wet paint system products.

All Alee Design Entries are then hand finished in an "Old World" Bronze that offers the best and most beautiful Entry in the industry.

All Alee Design Entries are warrantied by Complex Industries, Inc. to the original owner from any defects in material and workmanship that would make our doors not serviceable or not usable under normal conditions, provided they are properly installed per instructions provided by Alee Design Entries.

This warranty is provided to the original owner from the date of purchase extending for the following period:

- 1 – 5 Year Limited Warranty on all door frames, doors, inserts, glass panels and transoms.
- 2 – 5 Year Limited Warranty against seal failure on insulated glass provided by Alee Design Entries.
- 3 – 5 Year Limited Warranty on finish and any breakdown of the Electro-Coating and Powder-Coating including chipping, cracking and peeling.

The following are not considered the responsibility of Complex Industries, Inc. and will void any warranties:

- 1 – Damage caused by installing an Alee Design Entry without adequate overhang protection. The door unit must be protected with and outward overhang at least  $\frac{1}{2}$  of the height of the door unit (including any transom).
- 2 – Damage caused by failure to comply with the installation instructions provided by Alee Design Entries or by failure to comply with instructions to attempt to repair the door unit by an authorized representative of Alee Design Entries.
- 3 – Damage, misuse or abuse caused by other parties or causes beyond the control of Alee Design Entries including Acts of Nature.
- 4 – Failures not covered include broken glass, improper storage, installation and maintenance, improper cleaning, and moisture penetration resulting from normal wear and tear including pets.

All warranty claims must be approved by an authorized representative of Alee Design Entries.

Alee Design Entries has final say in approving all warranty claims.